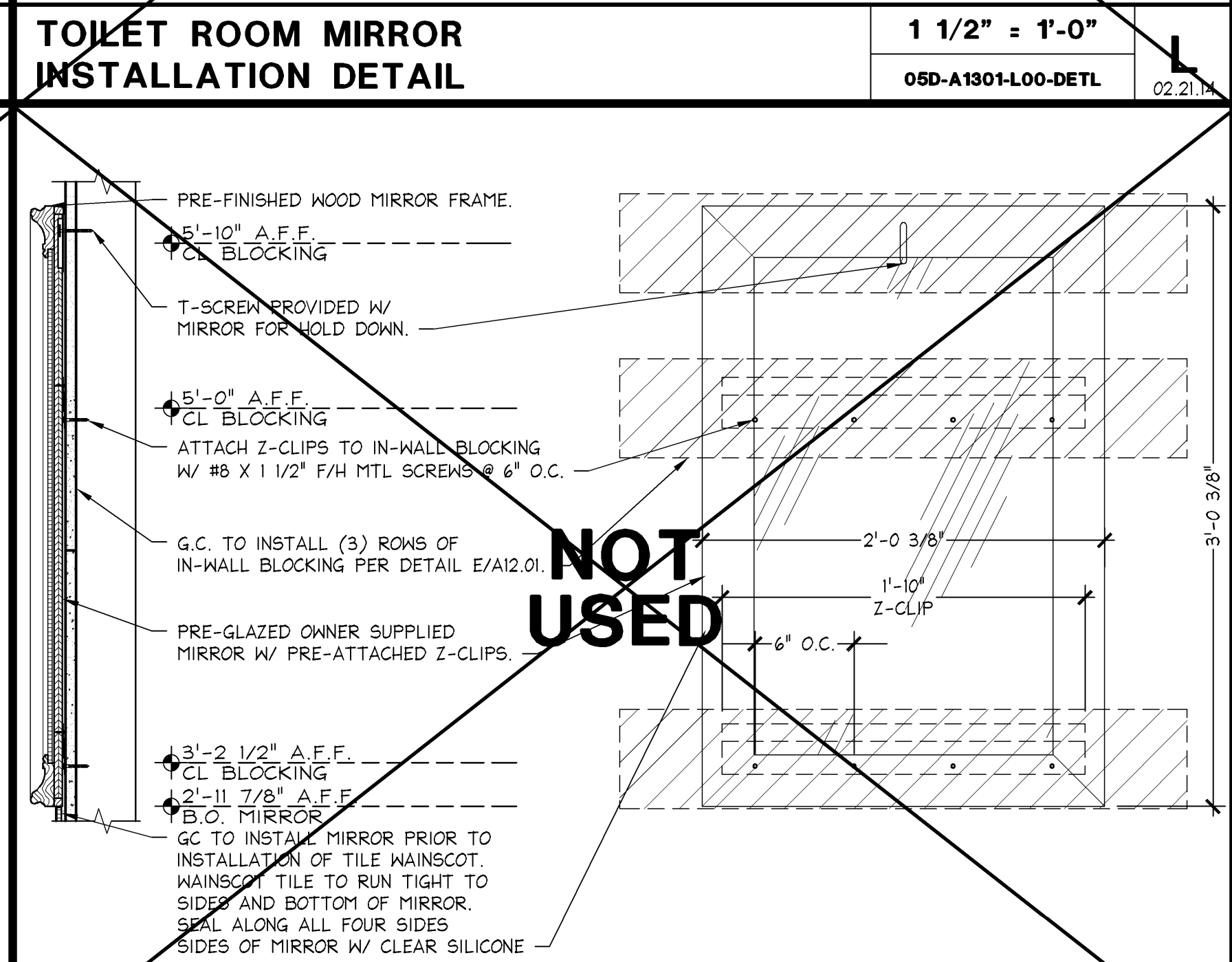
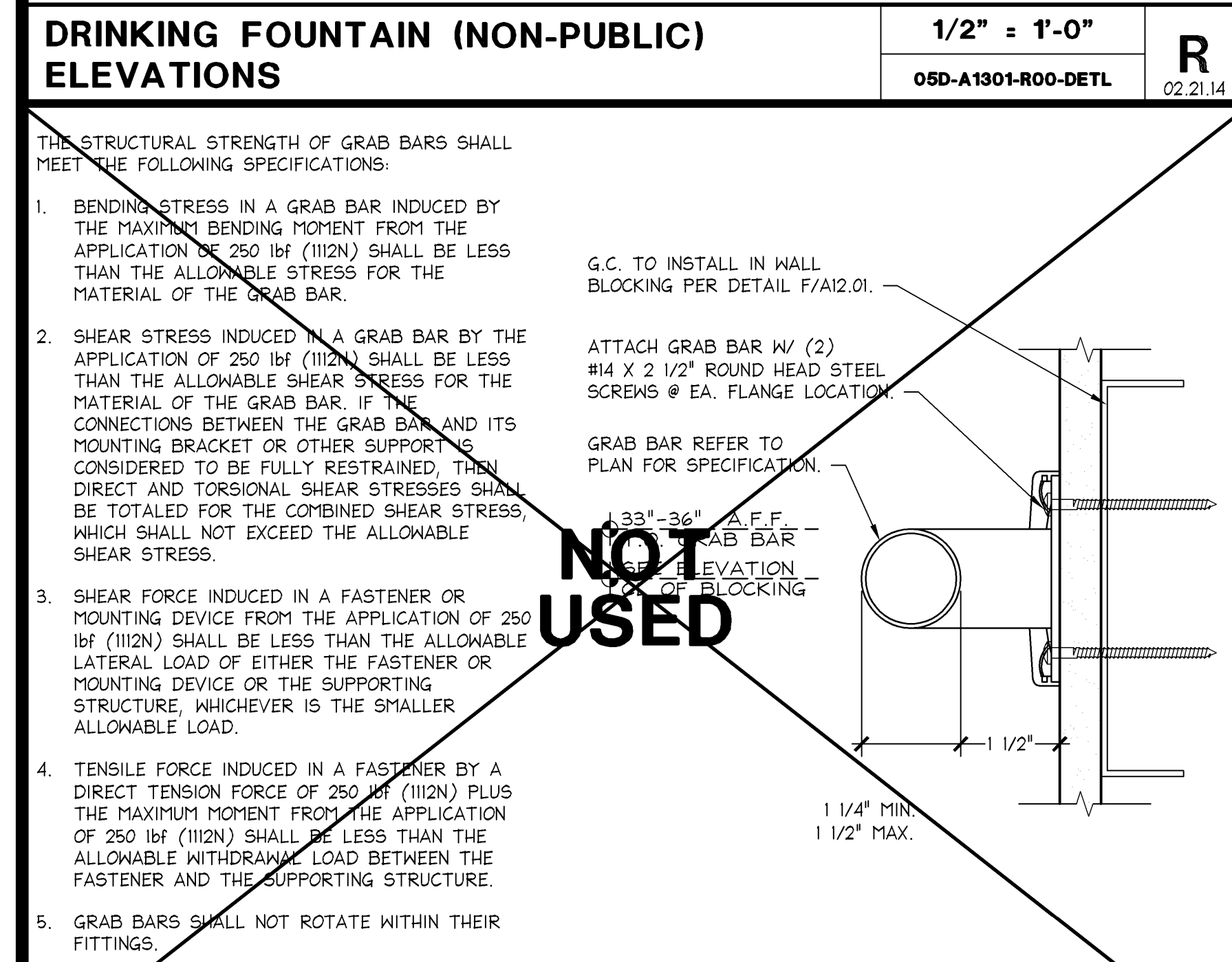


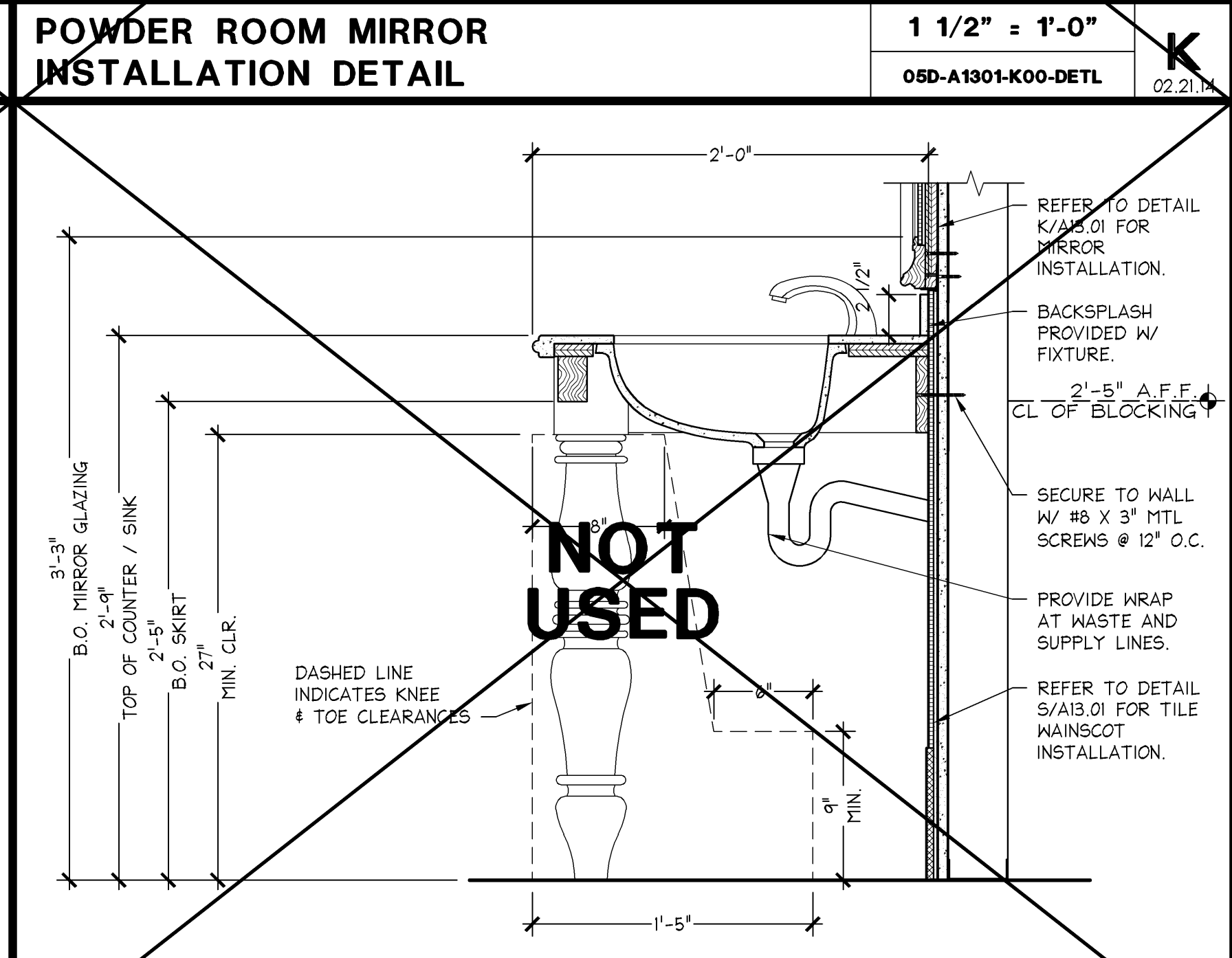
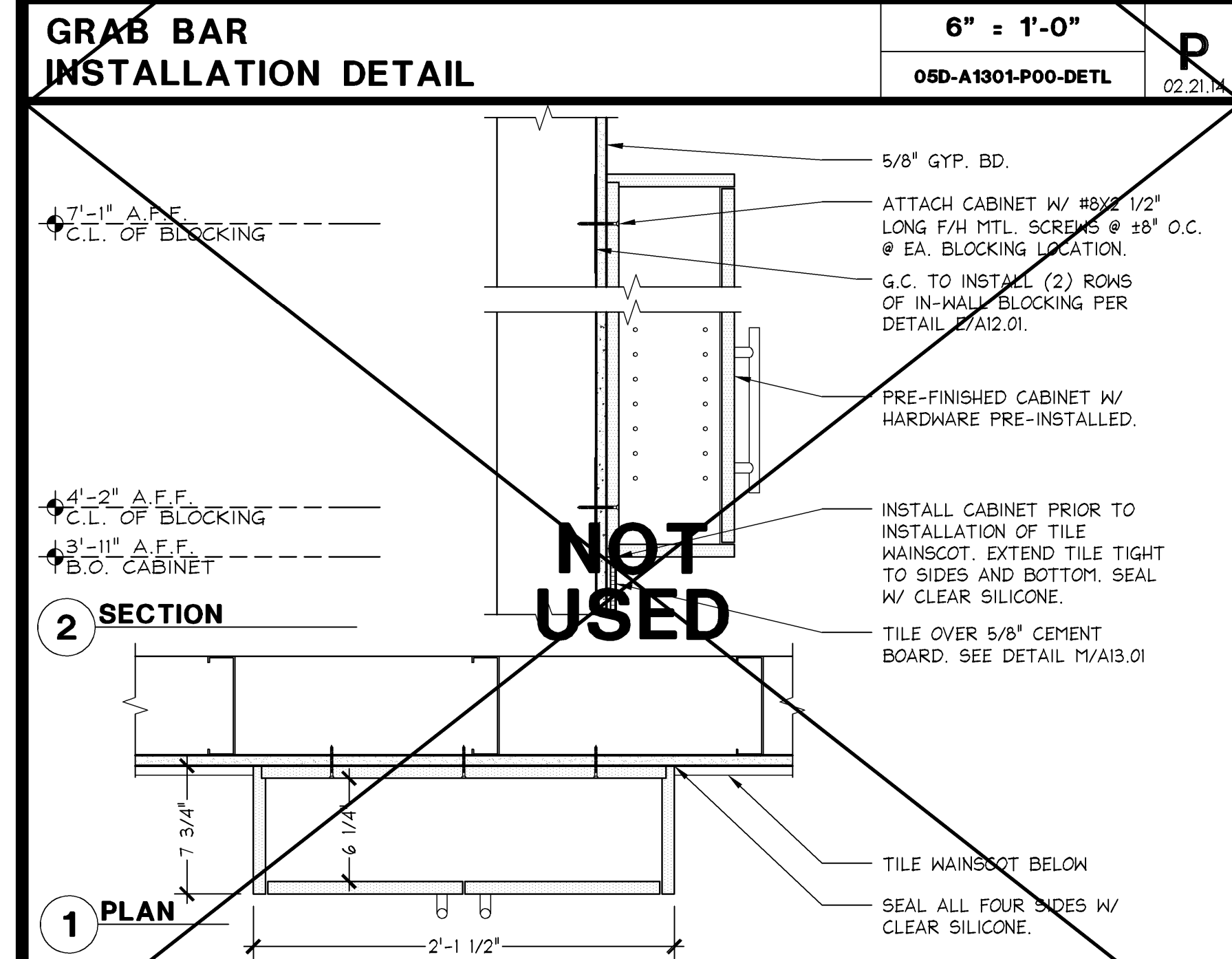
KEY	ITEM	FURN	INST	E	REMARKS
	GENERAL/GLOBAL				
1	DOOR AND JAMB, REFER TO DOOR SCHEDULE A00.2 FOR HARDWARE AND RESPONSIBILITIES				
2	DOOR STOP, ALIGN WITH DOOR HANDLE, PROVIDE BLOCKING PER E/A12.1				SEE DOOR SCHEDULE A00.2 FOR SPEC. AND RESPONSIBILITY
3	FLOOR DRAIN				REFER TO PLUMBING DRAWINGS
4	1 1/2\"/>				PURCHASE THROUGH CBC
5	DRINKING FOUNTAIN				REFER TO PLUMBING DRAWINGS
6	DRINKING FOUNTAIN GUARD RAILS - BRASS, BRUSHED, INSTALL PER DETAIL E/A12.1				PURCHASE THROUGH CBC
7	HOP SINK BASIN W/ FAUCET SET AND 42\"/>				REFER TO PLUMBING DRAWINGS
8	HOSE HOLDER - McMASTER-CARR #H505A71				PURCHASE THROUGH CBC
9	FRICITION TYPE HOP HOLDER - GAMCO #HMS-1, G.C. TO PROVIDE IN WALL BLOCKING PER E/A12.01				PURCHASE THROUGH CBC
10	WATER HEATER ABOVE, REFER TO STRUCTURAL DWGS FOR SUPPORT				REFER TO PLUMBING DRAWINGS
11	MOTION SENSER ACTIVATED LIGHT SWITCH				REFER TO ELECTRICAL DWGS
12	6P BAYED DUPLEX OUTLET				REFER TO ELECTRICAL DWGS
13	ACCESSIBLE CHAIR				REFER TO DETAIL E/A14.1
14	WALLPAPER PROHIBITED				SEE SPEC. SECTION 05.10

KEY	ITEM	FURN	INST	E	REMARKS
	OFFICE/TRAINING ROOMS				
1	DESK LAMINATE TOP, BRACKETS AND GROMMETS				REFER TO DETAIL E/A14.2
2	WALL MOUNTED OVERHEAD CABINET WITH SLIDING TRANSLUCENT DOOR LENGTH (42\"/>				PROVIDED BY LLS
3	TASK CHAIR				PROVIDED BY LLS
4	LATERAL FILE CABINET - 4 DRAWERS HIGH				PROVIDED BY LLS
5	NOT USED				
6	MOBILE PEDESTAL FILE CABINET				PROVIDED BY LLS
7	COMPUTER WORKSTATION (INDICATED W/ HATCHED AREA)				REFER TO ELEC DWGS
8	WALL MOUNTED SHELVING FOR CCTV SUPPORT, STANDARDS, BRACKETS, AND CLIPS, SEE DETAIL A-24/A14.1				NOTE: PARTICLE BOARD SHELVES PROVIDED BY GC
9	MAILBOX UNIT, SET ON FILE CABINET OR DESK SURFACE				PROVIDED BY LLS
10	INFORMATION LOCK BOX PLACED ON FLOOR BELOW DESK				
11	SMALL SAFE, G.C. TO SECURE PER MFG SPECIFICATIONS				
12	LARGE SAFE, G.C. TO SECURE PER MFG SPECIFICATIONS				PROVIDED BY LLS
13	MOBILE TRAINING ROOM BOOKCASE				PROVIDED BY LLS
14	MELAMINE CORE-LAMINATE BOARD W/ ALUMINUM DESK AND MOBILE DESK, 2\"/>				PROVIDED BY LLS
15	MELAMINE CORE-LAMINATE BOARD W/ ALUMINUM DESK AND MOBILE DESK, 2\"/>				PROVIDED BY LLS
16	FURNISH THE CERTIFICATE OF OCCUPANCY AND A LIST OF THE NAMES, ADDRESSES AND TELEPHONE NUMBERS OF ALL SUBCONTRACTORS INCLUDING ALL LBSHC PROVIDED SUBCONTRACTORS, MOUNT IN SEPARATE 8 1/2\"/>				MOUNT AT FACE HEIGHT, ON THE OFFICE SIDE OF THE MANAGER'S OFFICE DOOR.
17	MANAGER'S OFFICE BULLETIN BOARD W/ CLOTH COVER 36\"/>				PROVIDED BY LLS



KEY	ITEM	FURN	INST	E	REMARKS
	BREAK ROOM/AREA				
1	PRE-FINISHED BASE AND WALL CABINETRY				REFER TO DETAIL K/A14.02
2	SOLID SURFACE COUNTERTOP AND BACKSPLASH				REFER TO DETAIL K/A14.02
3	BREAK ROOM SINK AND FAUCET, REFER TO PLUMBING DWGS				
4	PAPER TOWEL HOLDER - HAFLE #KT024, STAINLESS STEEL				REFER TO DETAIL K/A14.02
5	FRAMED BREAK ROOM USAGE SIGN				PROVIDED BY LLS
6	MICROWAVE, REFER TO ELEC. DWGS. FOR POWER				PROVIDED BY LLS
7	18.2 CU. FT. REFRIGERATOR W/ TOP FREEZER, REFER TO ELEC. DWGS. FOR POWER				PROVIDED BY LLS
8	APARTMENT REFRIGERATOR, SEE ELEC. DWGS. FOR POWER				PROVIDED BY LLS
9	VENDING MACHINE, REFER TO ELEC. DWGS. FOR POWER				PROVIDED BY OPERATIONS
10	COAT RACK, REFER TO DETAIL G/A14.2				PROVIDED BY LLS
11	(6) CLOTHING HOOKS MOUNTED BELOW COAT RACK - GAMCO #H514, REFER TO DETAIL G/A14.2				PURCHASE THROUGH CBC
12	FULL SIZE LOCKER BANK - 6 UNITS HIGH, G.C. TO SECURE TO WALL THROUGH BACK				PROVIDED BY LLS
13	PERSONAL LOCKER BANK - 8 UNITS HIGH, G.C. TO SECURE TO WALL THROUGH BACK				PROVIDED BY LLS
14	FRAMED LOCKER USAGE SIGN, MOUNT ABOVE LOCKER BANK.				PROVIDED BY LLS
15	36\"/>				PROVIDED BY LLS
16	STACKING CHAIRS				PROVIDED BY LLS
17	MODULAR TELEVISION CART W/ TV/DVD/CD/DVD UNIT				PROVIDED BY LLS
18	HEADSET STORAGE CART				
19	"ALL" SYSTEM EQUIPMENT, REFER TO DETAIL D/A14.2. SEE ELEC. DWGS. FOR POWER REQUIREMENTS				PROVIDE BY LTS
20	48\"/>				PROVIDED BY LLS
21	48\"/>				PROVIDED BY LLS
22	48\"/>				PROVIDED BY LLS
23	48\"/>				PROVIDED BY LLS
24	SLATWALL PANELS, REFER TO FINISH SCHEDULE E/A12.1 FOR SPECIFICATIONS AND ORDER INFO				DETAILS PER DETAIL W/A14.01
25	6\"/>				DETAILS PER DETAIL W/A14.01
26	MAGNETIC FORESLAB DRY BRASS BOARD W/ ALUMINUM FRAME AND HANGER TRAY, 48\"/>				REFER TO ELEC. DWGS. FOR POWER REQUIREMENTS
27	(2) 50\"/>				PROVIDED BY LLS
28	MICROWAVE RACK				

KEY	ITEM	FURN	INST	E	REMARKS
	TOILET ROOMS				
1	WATER CLOSET				REFER TO PLUMBING DRAWINGS
2	WALL MOUNTED LAVATORY, G.C. TO PROVIDE IN-WALL BLOCKING AND INSTALL, PER MFG INSTRUCTIONS				REFER TO PLUMBING DRAWINGS
3	CLOTHING HOOK - GAMCO #7672, BRIGHT FINISH, G.C. TO PROVIDE IN-WALL BLOCKING PER E/A12.01				PURCHASE THROUGH CBC
4	1\"/>				SEE ELEVATION FOR SPEC. (INSTALL PER DETAIL E/A12.01)
5	SMALL AND SURFACE MOUNTED TOILET PAPER HOLDER, AMERICAN STANDARD, BRASS, 2\"/>				G.C. TO PROVIDE IN-WALL BLOCKING PER DETAIL E/A12.01
6	RECESSED SANITARY WIPER, SURGICAL, BODILUX #B-2653, STAINLESS STEEL				PURCHASE THROUGH CBC
7	SURFACE MOUNTED TOILET SEAT COVER DISPENSER - BODILUX #B-2621, PROVIDE IN-WALL BLOCKING PER DETAIL E/A12.01				PURCHASE THROUGH CBC
8	RECESSED WASTE RECEPTACLE - GAMCO #H404				PURCHASE THROUGH CBC
9	HAND DRYER - DYSON #H-4040P, ABS, BRUSH FINISH, PROVIDE BLOCKING PER E/A12.01 AND 2\"/>				REFER TO ELEC. DWGS. FOR POWER REQUIREMENTS
10	WALL MOUNTED PAPER TOWEL HOLDER - UNILEVER #H00000000				REFER TO ELEC. DWGS. FOR POWER REQUIREMENTS
11	WALL MOUNTED LIGHT SOURCE				REFER TO LIGHTING PLAN
12	PRE-FINISHED FRAMED MIRROR, CENTERED ABOVE SINK, CHECK PROVIDED FULLY GLAZED W/ MOUNTING HARDWARE				REFER TO DETAIL L/A14.3
13	SURFACE MOUNTED PRE-FINISHED WOOD CABINET				REFER TO DETAIL W/A14.01
14	FIXTURE REPAIR OR REPLACEMENT				ALL PLUMBING FIXTURES TO BE IN "LIKE NEW" WORKING CONDITION



KEY	ITEM	FURN	INST	E	REMARKS
	POWDER ROOM - VSL PKG1				
1	CONSOLE TABLE LAVATORY, VENDOR SUPPLIED CHASSIS AND TOP PROVIDED SEPARATELY, G.C. TO ASSEMBLE ON SITE. HOLES PRE-CUT FOR G.C. SUPPLIED BASIN AND FAUCET.				REFER TO DETAIL E/A14.3 AND PLUMBING DRAWINGS
2	PRE-FINISHED FRAMED MIRROR, CENTERED ABOVE SINK, MIRROR PROVIDED FULLY GLAZED W/ MOUNTING HARDWARE				REFER TO DETAIL L/A14.3
3	NOT USED				
4	CLOTHING HOOK - GAMCO #7672, BRIGHT STAINLESS STEEL, G.C. TO PROVIDE IN-WALL BLOCKING PER E/A12.01				PURCHASE THROUGH CBC
5	WALL HUNG TOILET W/ IN-WALL TANK AND POLISHED CHROME PUSH PLATE, ENSURE PLATE IS INSTALLED CLEAR OF CHAIR RAIL AND THAT TOP OF TOILET SEAT SITS BETWEEN 17\"/>				REFER TO PLUMBING DRAWINGS
6	RECESSED TOILET PAPER HOLDER - GINGER COLUMNAR #4528PN, POLISHED NICKEL				
7	RECESSED HAND DRYER - TOTO HDRI0455, STAINLESS STEEL				REFER TO ELEC DWGS FOR POWER REQUIREMENTS
8	SOAP DISPENSER - LEOPROY BROOKS, GENEVA YI-304S, CHROME PLATE.				HOLE IS PRE-CUT IN LAV. TOP
	POWDER ROOM - VSL PKG2				
9	CONSOLE TABLE LAVATORY W/ CORIAN TOP AND BOWL				REFER TO DETAIL J/A13.1 AND PLUMBING DRAWINGS
10	PRE-FINISHED FRAMED MIRROR, CENTERED ABOVE SINK, MIRROR PROVIDED FULLY GLAZED W/ MOUNTING HARDWARE				REFER TO DETAIL K/A13.1
11	NOT USED				

KEY	ITEM	FURN	INST	E	REMARKS
	AMENITY KEYNOTES / RESPONSIBILITY SCHEDULE				
1	INSTALLATION OF ALL ITEMS MUST FULLY COMPLY WITH ALL LOCAL, STATE, AND FEDERAL CODES.				ANNOTATIONS: O: OWNER (LIMITED BRANDS OR VENDOR), G: GENERAL CONTRACTOR, E: EXISTING
2	DOORS SHALL NOT SWING INTO THE CLEAR FLOOR SPACE OF ANY PLUMBING FIXTURE. THEY MAY SWING INTO THE REQUIRED TURNING RADIUS.				LLS = LIMITED LOGISTIC SERVICES LTS = LIMITED TECHNOLOGY SERVICES LP = LOSS PREVENTION
3	G.C. TO PROVIDE IN-WALL BLOCKING FOR ALL WALL MOUNTED ITEMS PER DETAIL E OR F ON A12.01. REFER TO EACH ITEM FOR ACTUAL TYPE REQUIRED.				
4	REFER TO INTERIOR ELEVATIONS FOR MOUNTING HEIGHTS OF ALL FIXTURES AND ACCESSORIES IN TOILET ROOMS AND POWDER ROOMS.				
5	REFER TO PLUMBING DRAWINGS FOR SPECIFICATIONS OF ALL PLUMBING FIXTURES.				
6	INSTALL ALL ITEMS PER MANUFACTURER'S INSTRUCTIONS.				
7	REFER TO SHEET A05.XX FLOOR AND WALL FINISH PLAN FOR FLOOR FINISH CALLOUTS				
8	REFER TO SHEET A05.XX INTERIOR ELEVATIONS FOR WALL FINISH CALLOUTS				
9	REFER TO RESPONSIBILITY SCHEDULE ON SHEET A00.01 FOR FINISH RESPONSIBILITIES				
10	WHEN INDICATED ACCESSORIES LISTED SHALL BE PROVIDED BY THE GENERAL CONTRACTOR THROUGH THE FOLLOWING DISTRIBUTOR. NO EXCEPTIONS OR SUBSTITUTIONS WILL BE ALLOWED.				CONSTRUCTION BUILDING SYSTEMS, INC. (CBC) JIM CAMPBELL 800.444.4647, EXT. #H504



KEY	ITEM	FURN	INST	E	REMARKS
	AMENITY KEYNOTES / RESPONSIBILITY SCHEDULE				
1	INSTALLATION OF ALL ITEMS MUST FULLY COMPLY WITH ALL LOCAL, STATE, AND FEDERAL CODES.				ANNOTATIONS: O: OWNER (LIMITED BRANDS OR VENDOR), G: GENERAL CONTRACTOR, E: EXISTING
2	DOORS SHALL NOT SWING INTO THE CLEAR FLOOR SPACE OF ANY PLUMBING FIXTURE. THEY MAY SWING INTO THE REQUIRED TURNING RADIUS.				LLS = LIMITED LOGISTIC SERVICES LTS = LIMITED TECHNOLOGY SERVICES LP = LOSS PREVENTION
3	G.C. TO PROVIDE IN-WALL BLOCKING FOR ALL WALL MOUNTED ITEMS PER DETAIL E OR F ON A12.01. REFER TO EACH ITEM FOR ACTUAL TYPE REQUIRED.				
4	REFER TO INTERIOR ELEVATIONS FOR MOUNTING HEIGHTS OF ALL FIXTURES AND ACCESSORIES IN TOILET ROOMS AND POWDER ROOMS.				
5	REFER TO PLUMBING DRAWINGS FOR SPECIFICATIONS OF ALL PLUMBING FIXTURES.				
6	INSTALL ALL ITEMS PER MANUFACTURER'S INSTRUCTIONS.				
7	REFER TO SHEET A05.XX FLOOR AND WALL FINISH PLAN FOR FLOOR FINISH CALLOUTS				
8	REFER TO SHEET A05.XX INTERIOR ELEVATIONS FOR WALL FINISH CALLOUTS				
9	REFER TO RESPONSIBILITY SCHEDULE ON SHEET A00.01 FOR FINISH RESPONSIBILITIES				
10	WHEN INDICATED ACCESSORIES LISTED SHALL BE PROVIDED BY THE GENERAL CONTRACTOR THROUGH THE FOLLOWING DISTRIBUTOR. NO EXCEPTIONS OR SUBSTITUTIONS WILL BE ALLOWED.				CONSTRUCTION BUILDING SYSTEMS, INC. (CBC) JIM CAMPBELL 800.444.4647, EXT. #H504

KEY	ITEM	FURN	INST	E	REMARKS
	AMENITY KEYNOTES / RESPONSIBILITY SCHEDULE				
1	INSTALLATION OF ALL ITEMS MUST FULLY COMPLY WITH ALL LOCAL, STATE, AND FEDERAL CODES.				ANNOTATIONS: O: OWNER (LIMITED BRANDS OR VENDOR), G: GENERAL CONTRACTOR, E: EXISTING
2	DOORS SHALL NOT SWING INTO THE CLEAR FLOOR SPACE OF ANY PLUMBING FIXTURE. THEY MAY SWING INTO THE REQUIRED TURNING RADIUS.				LLS = LIMITED LOGISTIC SERVICES LTS = LIMITED TECHNOLOGY SERVICES LP = LOSS PREVENTION
3	G.C. TO PROVIDE IN-WALL BLOCKING FOR ALL WALL MOUNTED ITEMS PER DETAIL E OR F ON A12.01. REFER TO EACH ITEM FOR ACTUAL TYPE REQUIRED.				
4	REFER TO INTERIOR ELEVATIONS FOR MOUNTING HEIGHTS OF ALL FIXTURES AND ACCESSORIES IN TOILET ROOMS AND POWDER ROOMS.				
5	REFER TO PLUMBING DRAWINGS FOR SPECIFICATIONS OF ALL PLUMBING FIXTURES.				
6	INSTALL ALL ITEMS PER MANUFACTURER'S INSTRUCTIONS.				
7	REFER TO SHEET A05.XX FLOOR AND WALL FINISH PLAN FOR FLOOR FINISH CALLOUTS				
8	REFER TO SHEET A05.XX INTERIOR ELEVATIONS FOR WALL FINISH CALLOUTS				
9	REFER TO RESPONSIBILITY SCHEDULE ON SHEET A00.01 FOR FINISH RESPONSIBILITIES				
10	WHEN INDICATED ACCESSORIES LISTED SHALL BE PROVIDED BY THE GENERAL CONTRACTOR THROUGH THE FOLLOWING DISTRIBUTOR. NO EXCEPTIONS OR SUBSTITUTIONS WILL BE ALLOWED.				CONSTRUCTION BUILDING SYSTEMS, INC. (CBC) JIM CAMPBELL 800.444.4647, EXT. #H504

**Stantec**  
Stantec Architecture Inc.  
1383 N. McDowell Blvd., Suite 250  
Petaluma, CA U.S.A. 94954  
Tel. 707.765.1660 Fax. 707.765.9908  
www.stantec.com

**Limited brands**  
LIMITED STORE PLANNING, INC.  
d/b/a STORE DESIGN & CONSTRUCTION  
Three Limited Parkway - Columbus, Ohio 43230  
Telephone: 614.415.7000 • Fax: 614.415.7349

PROJECT INFORMATION: 010500133  
VICTORIA'S SECRET  
QUAIL SPRINGS MALL  
SPACE NO. 119  
2501 WEST MEMORIAL RD.  
OKLAHOMA CITY, OK 73134  
SCOPE: OPTIMIZATION / PACKAGE:  
DESIGN TYPE: NMA/FORUM AA1  
LSDAC PROJECT #: 00060919  
A/E PROJECT #: R131SG/142FQ  
2007/684006

REVISIONS:  
REQUIRED BY: \_\_\_\_\_ DATE: \_\_\_\_\_  
DESIGNED BY: \_\_\_\_\_  
DRAWN BY: \_\_\_\_\_  
CHECKED BY: \_\_\_\_\_  
DATE ISSUED: 05.30.2014  
DESIGNED BY: XXX  
DRAWN BY: XXX  
CHECKED BY: XXX

AMENITY NOTES, DETAILS AND RESPONSIBILITY  
DRAWING NUMBER: A13.1